

# TOTAL MOVE

## TECHNICAL SPECIFICATION



## TECHNICAL SPECIFICATION TOTAL MOVE

The Totalmove is the prince of the car parking lifts of O.M.E.R.' products range.

This car parking lift contains all the characteristics of all the other car parking lifts of the range.

Capable of great height, great potential capacities (3.000 Kg.) and, finally, a person on board with absolute great levels of security. This is a very complete car parking lift which has the added value of operating as a goods lift.

A 2.5 meter guard on the platform thus preventing contact with the moving parts ensures utmost safety for users. This guard can only be removed using special maintenance tools, to ensure it conforms to Australian and European standards.

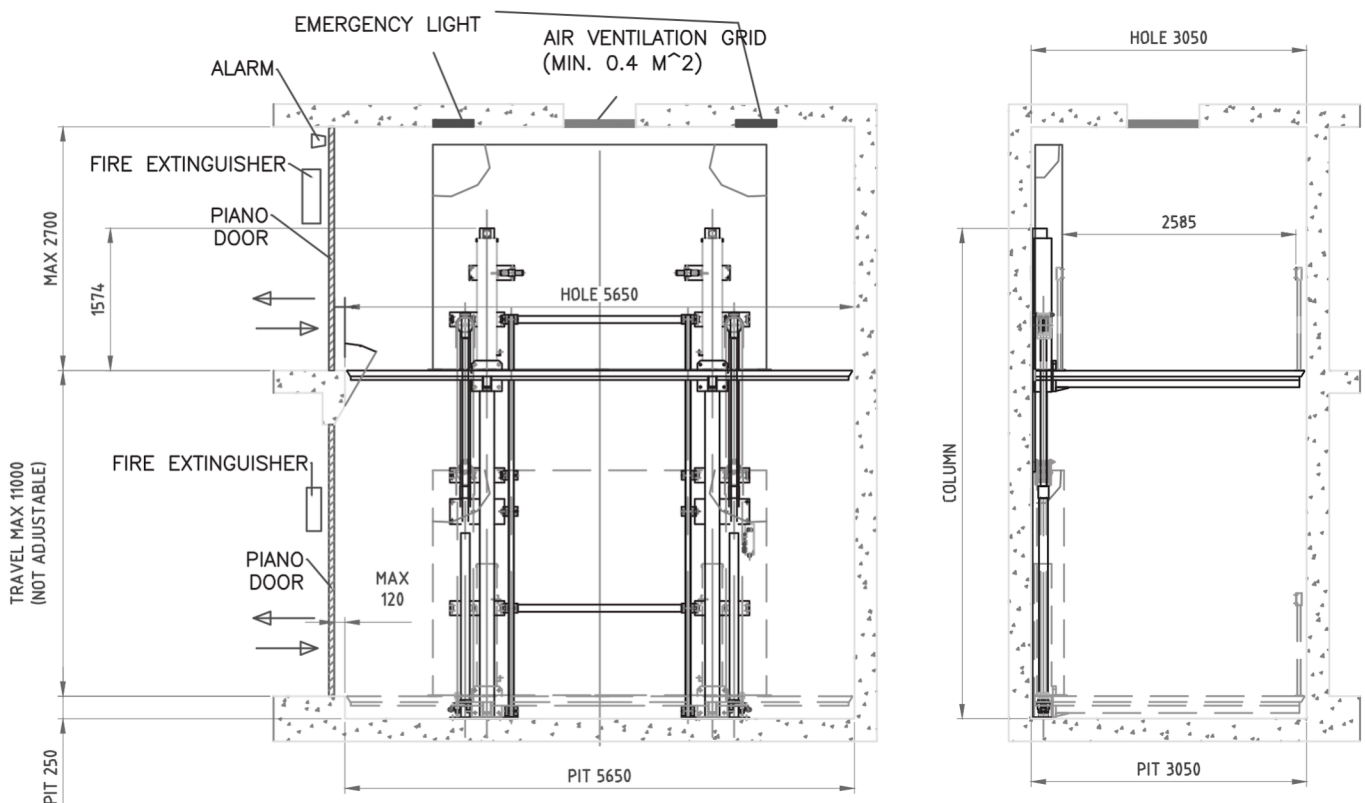
The system will mechanically lock into position once it arrives at each level. This feature along with the requirement of data connection for phone connectivity and photoelectric sensors ensure the vehicle can be moved in the safest manner with person on board between multiple levels.

## SPECIFICATION TABLE

	Capacity	Standard Lifting Height	Max Lifting Height	Minimum Platform	Standard Platform	Max Platform	Pit	Power	Speed	Power supply	Standard Weight
<b>TOTAL MOVE 30L-40L</b>	3,000 kg	4,000mm	16,000mm	2,000mm x 4,000mm	2,865mm x 5,200mm	3,000mm x 6,000mm	250mm	4/7,5 kw	0,06 m/s	415 v / 50 Hz	3.700 kg

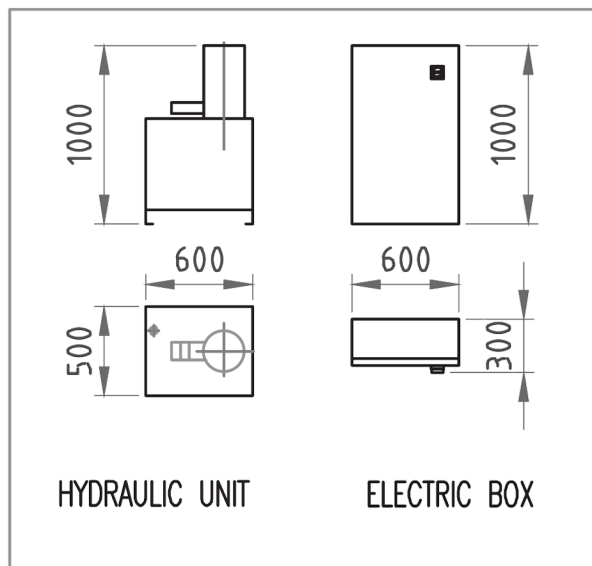
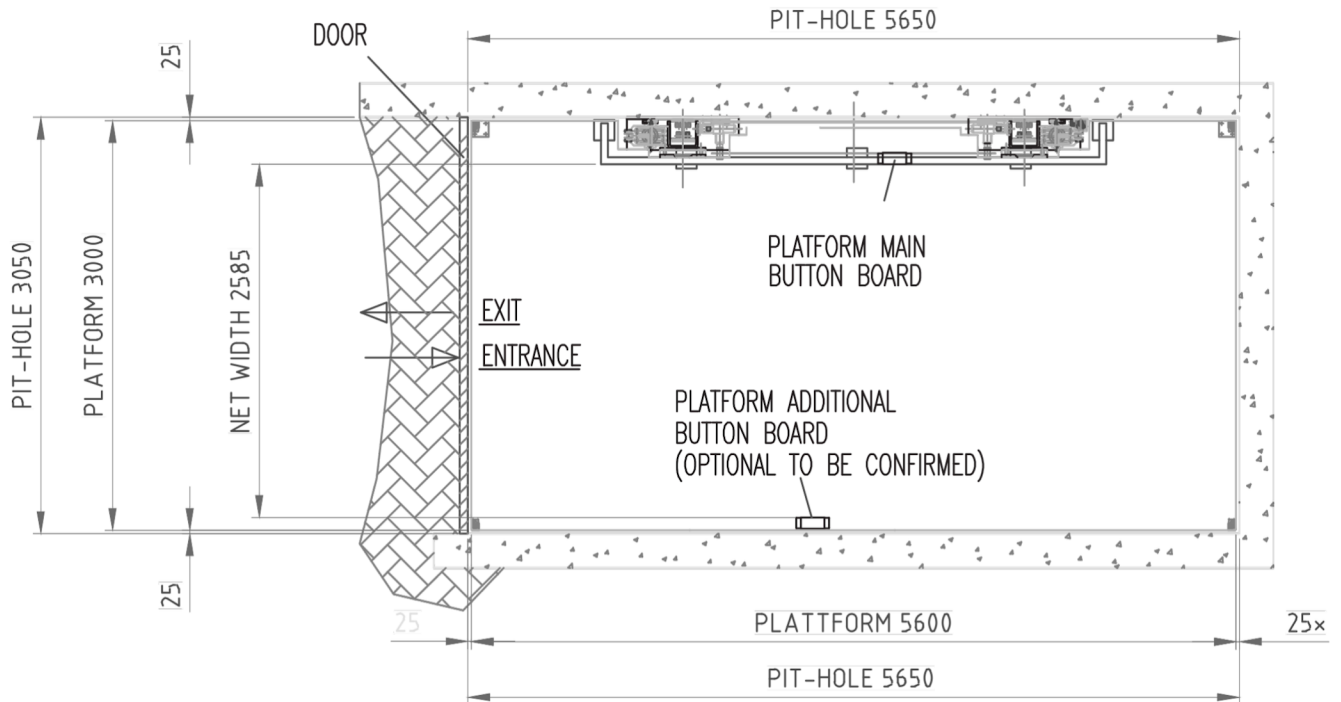
Options include a faster lift speed.

## TOTAL MOVE TM3040



For enquiries please contact us at [info@hlsequipment.com](mailto:info@hlsequipment.com)


# TOTAL MOVE TM3040




MAINTENANCE ROOM WITH BACK UP POWER SUPPLY SYSTEM FOR:

- ELECTRIC BOX 1000X600X300
  - HYDRAULIC UNIT 600X500X1000
- HOSES STANDARD SUPPLY L=800

The Total Move can Interface with all types of Roller Doors, Panel Lift Doors, Fire Doors and Swinging or Vertical Lift Doors



# TECHNICAL SPECIFICATION TOTAL MOVE



**Engineered & Manufactured in Europe**



**Designed for Australian site conditions**

## COMPLIANCE DATA

### TOTALMOVE CONFORMS TO

- AS 3000
- AS Part 1601
- ISO 9001
- AS 60204
- AS1217.1
- EN14010
- AS1418.8

*Product of*



For enquiries please contact us at [info@hlsequipment.com](mailto:info@hlsequipment.com)